

S SERIES

Outdoor modern fixed LED panel



S SERIES

- Front & rear access, easy to install and access
- Full-enclosed IM design, anti-moisture and dust & water proof
- Self-cooling module design
- Curve optional
- Anti-UV module ensures longer life-span
- High gray scale, wide viewing angle
- High contrast ratio, bringing out vivid and natural image

Front Access

High Brightness


IP65

Wide Viewing Angle

Fixed

Energy-saving


FEATURES



Curve customized




Customized width optional



IP67 full-closed module



Conventional installation



Wall-mounted installation

SPECIFICATIONS

Parameter	Unit	S4	S6	S8	S10	S10-T	S15-T
Pixel pitch	mm	4.76	6.25	8.33	10	10.88	15.24
Brightness	nits	5500	6000	7000	7000	8000	8000
Pixel configuration	R/G/B	SMD 3 in 1				DIP346	
Colour temperature	deg.K	6500					
Viewing angle-Horizontal(50% brightness)	deg.	140 (+70/-70)	140 (+70/-70)	140 (+70/-70)	140 (+70/-70)	120 (+60/-60)	120 (+60/-60)
Viewing angle-Vertical(50% brightness)	deg.	75 (+25/-50)	75 (+20/-55)	90 (+30/-60)	95 (+35/-60)	70 (+25/-45)	80 (+30/-50)
Recommended minimum viewing distance	m	4	6	8	10	10	15
Panel width	mm	1000				1219.2	
Panel height	mm	800				914.4	
Panel depth	mm	122				133	
Panel area	m ²	0.8				1.11	
Panel material		Steel/Aluminum					
Panel weight	Kg	42/36				50/42	
Ingress protection (front/rear)	IP	65/43					
Pixel matrix per panel		210x168	160x128	120x96	100x80	112x84	80x60
Brightness control		255					
Digital processing	bit	16					
Frame rate	Hertz	50/60					
Display refresh rate	Hertz	1920					
Input voltage(nomina)	VAC	100 ~ 240					
Input power frequency	Hertz	50 ~ 60					
Input power(max)	W/m ²	700	710	740	760	400	450
Input power(avg)	W/m ²	245	238	238	245	190	160
Operating temperature range	Deg.C	-10~+40					
Lifetime(50% brightness)	Hour	100,000					