

# M SERIES

Classic rental LED panel



CE ETL RoHS EMC

## M SERIES

- Magnetic lock design enables single person handling without tools
- Super light weight & ultra-slim
- 8:9 or 16:9 panel ratio enables more flexible setup for 16:9 and 4:3 screen
- Front & rear access
- Full-enclosed IM and power box, IP65
- Fanless, noise free
- Memory-on-board IM design
- Over 5,000nits brightness, suited for outdoor application
- Solid panel & mesh panel both available



Front Access



Light Weight



High Brightness



IP65






Rental




Ultra Slim




Noise Free




## FEATURES



Patented one-action locking system




Cooling fin for fast heat dissipation



Mesh panel available



Magnet-assisted assembly



Hanging



Stacking



Perimeter LED display

## SPECIFICATIONS

Parameter	Unit	M3	M4	M5	M6	M8	M10	M12	M16
Pixel pitch	mm	3.846	H4.762/V4.688	5.556	6.25	8.333	10	12.5	16.667
Brightness	nits	5000	5000	5000	5000	5000	5000	5000/4000	5000
Pixel configuration	R/G/B	SMD 3 in 1							
Colour temperature	deg.K	6500							
Viewing angle-Horizontal (50% brightness)	deg.	160 (+70/-70)							
Viewing angle-Vertical (50% brightness)	deg.	80 (+35/-45)	90 (+45/-45)	60 (+15/-45)	60 (+15/-45)	75 (+30/-45)	110 (+50/-60)	100 (+40/-60)	100 (+40/-60)
Recommended minimum viewing distance	m	3.8	4.7	5.5	6.2	8.3	10	12.5	16.6
Panel width	mm	800							
Panel height	mm	900							
Panel depth	mm	65							
Panel area	m <sup>2</sup>	0.72							
Transparency ratio	%	0	0	0	0	0	0	0/18/33	0/22
Panel material		Aluminum							
Panel weight	Kg	19.8	19.8	19.5	17.2	17.2	16.5	16	16
Ingress protection (front/rear)	IP	65/54							
Pixel matrix per panel		208x234	168x192	144x162	128x144	96x108	80x90	64x72	48x54
Brightness control		255							
Digital processing	bit	14							
Frame rate	Hertz	50/60							
Display refresh rate	Hertz	3840							
Input voltage	VAC	100~240							
Input power frequency	Hertz	50~60							
Input power (Max.)	W/m <sup>2</sup>	640	560	560	550	540	540	530	530
Input power (Avg.)	W/m <sup>2</sup>	210	190	190	190	190	190	180	180
Operating temperature range	deg.C	-30~+50							
Lifetime (50% brightness)	Hour	100,000							